

The **iGuardStove** is an automatic stove shut off device that monitors kitchens for movement and when it determines the cooking has been forgotten it will automatically shut off the stove preventing costly fires and smoke damage and other dangerous situations or loss of life.

It can be used in residential houses, independent living facilities, dorms, rental properties, multi-family complexes and anywhere stove fires could prove dangerous.

MODELS

Electric – Plug-in	IGSE-4 (Black face or White face)
Electric - Cooktop	Ask for the spec sheet

Control Panel	9-11/16"W x 2-1/4"H x 2-3/16"D
Electric Power Box	5-3/4"H x 5-3/4"W x 2-3/4"D
Wattage Draw	5W
Voltages	Input: 125/250 VAC 50 Amp Max (47~63Hz) Output: 125/250 VAC 50 Amp Max (47~63Hz)
Plugs and Receptacles	NEMA 14-50 Standard – 4 prong Power Box has 17" cord
Face Plate Colors	Black, White
Operating Temp	-40 to +140 F
Wi-Fi	2.4 ~ 2.5 GHZ
Cable	10' Cat5e cable with RJ45 ends (included)
Certifications	CSA C22.2 No.205 & UL 2017
Firmware	Updateable with Wi-Fi
Warranty	1 year std.

iGuardStove Electric Default Features

- 5 Minute Auto Shut Off and Manual Over-ride timer
- Emergency Quick Shut Off button
- Motion Activated Night Light for display screen
- Onscreen instructions for ease of use
- Hidden Caregiver Lock button for quick disabling

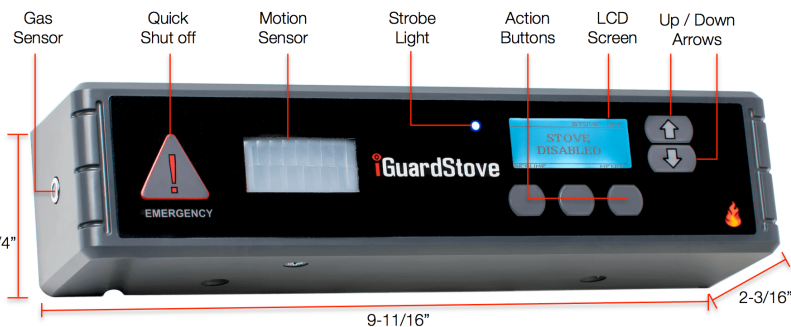
Additional Internet Features

- Connect to Internet via built-in Wi-Fi Radio
- Online accounts – Single and Multi-user
- Fully customizable for almost every situation
- Adjustable timers (Auto 1-15 min. & Manual)
- Data Collection of stove usage
- Detailed list of daily events to evaluate stove use
- Late Night Lock allows disabling for long periods
- Child Lock feature allows stove knobs to turn without activating stove
- Adjustable Audible and Visual alerts
- Alerts can be sent using SMS Text and/or email
- Activity Monitors to alert you if someone fails to enter the kitchen in the morning
- Low Ambient Temperature alerts
- Loss of Communication Alert
- Ability to disable the stove using Online Account

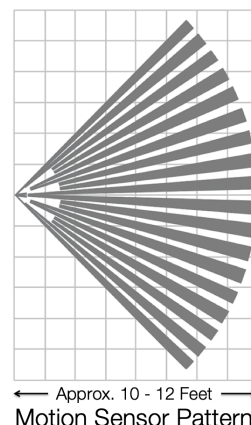

Electric Plug-in installation does not require an electrician
Tools needed – Philips screwdriver

NOTE

The **iGuardStove** electric models were tested at above rated amperage and 115% above rated voltages non-stop for 30,000 cycles over a period of 1.5 days straight while being subjected to a constant 71°C/160°F ambient temperature.



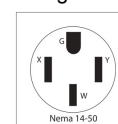
1. **Gas Sensor** – This sensor looks for unburned gas and will immediately shut off the valve, produce an online alert and send a text alert. (Gas iGuardStoves only)
2. **Emergency Quick Shut Off** - Provides an immediate shut off for the stove as well as sends a text alert when connected to the Internet
3. **Motion Sensor** - Looks for motion and controls the countdown timer
4. **LED Strobe** - For the Hearing Impaired (See Audio Visual Reminders section of the manual)
5. **Action Buttons** - Each buttons action is "Situational" and changes depending on the feature that is displayed on the LCD screen directly above the button. (The center button doubles as the hidden "Caregiver Lock". See manual)
6. **LCD Display Screen** – Shows various messages and the status of the iGuardStove
7. **Up Down Arrows** - These buttons allow for the moving of the screen cursor or for selecting the amount of time in the Manual Timer.



Network Cable to connect the control panel and gas valve. (Included)



50-amp wall receptacle configuration



CSA/UL Approval Laboratory

